

Douglas County, Oregon
FY 2012-13

COMBINED SUMMARY OF BUDGETED RESOURCES AND REQUIREMENTS			
	Revised Budget FY 11-12	Adopted Budget FY 12-13	Increase/ (Decrease)
BEGINNING FUND BALANCES	176,933,636	173,316,047	(3,617,589)
<u>Revenues:</u>			
Timber Receipts/Safety Net Receipts:			
Safety Net Title I / O & C Receipts	12,013,415	2,500,000	(9,513,415)
Safety Net Title I / Federal Forest Receipts	7,711,148	627,695	(7,083,453)
Safety Net Title III - O&C/Federal Forest	1,624,376		(1,624,376)
Safety Net Title II (remains at federal level)	1,862,454		(1,862,454)
	23,211,393	3,127,695	(20,083,698)
Grants and Other Intergovernmental	50,621,135	35,868,387	(14,752,748)
Property Taxes	7,865,000	8,100,000	235,000
Interest	2,355,129	2,114,135	(240,994)
Outside Service Charges, Rents, Fees and Other	15,849,482	15,674,187	(175,295)
Interfund Service Charges and Reimbursements	13,866,977	13,654,460	(212,517)
Interfund Transfers and Loans	14,462,228	15,250,151	787,923
<i>Total Revenues</i>	128,231,344	93,789,015	(34,442,329)
TOTAL RESOURCES	305,164,980	267,105,062	(38,059,918)
<u>Expenditures:</u>			
Personnel Services	56,670,151	55,366,528	(1,303,623)
Materials and Services:			
County operations	68,255,435	47,637,658	(20,617,777)
Safety Net Title II (remains at federal level)	1,862,454		(1,862,454)
Capital Outlay	7,784,070	13,659,999	5,875,929
Operating Contingency	1,213,215	2,610,000	1,396,785
Interfund Transfers and Loans	14,462,228	15,250,151	787,923
All Other	150,950	269,003	118,053
<i>Total Expenditures</i>	150,398,503	134,793,339	(15,605,164)
ENDING FUND BALANCES	154,766,477	132,311,723	(22,454,754)
TOTAL REQUIREMENTS	305,164,980	267,105,062	(38,059,918)

FTE	727.60	700.40	(27.20)
-----	--------	--------	---------

Douglas County, Oregon
SUMMARY OF RESOURCES - ALL FUNDS
 FY 2012-13 Budget

Fund	Timber Receipts	Other Intergovernmental	Property Taxes	Interest	All Other Revenue	Interfund Activity			Subtotal	Beginning Fund Balance	Total Resources
						Interdept Charges	Transfers	Loans			
100 General Fund	2,500,000	4,695,866		700,000	5,739,263		1,703,312		15,338,441	66,000,000	81,338,441
220 Public Safety		3,448,750	8,100,000	12,000	2,420,424		6,142,809		20,123,983	591,437	20,715,420
207 Health & Soc Services		13,643,832		59,094	802,419		1,308,430		15,813,775	6,038,173	21,851,948
201 Public Works	470,771	8,460,746		1,020,000	59,000		1,000,000		11,010,517	76,500,000	87,510,517
205 County Fair Board		50,001		100	1,832,181				1,882,282		1,882,282
208 County Forest Mgm't		13,370		35,240	472,160		60,000	2,361,529	2,942,299	3,800,000	6,742,299
206 County Schools	156,924	320,000		2,000	5,000				483,924		483,924
202 Dog Control					95,000		312,542		407,542		407,542
214 Drug Abuse Prevention		100,000		1,500					101,500	150,000	251,500
212 Industrial Develop		339,000		68,275	62,238				469,513	2,998,708	3,468,221
203 Law Library				750	88,300				89,050	36,000	125,050
204 Liquor Law Enforce					47,000				47,000		47,000
213 Salmon Habitat Imp		50,000		200					50,200		50,200
216 Title III		3,922,627		50,000					3,972,627	4,588,569	8,561,196
215 Water Resource Dev		111,960		12,000	720,000				843,960	1,000,000	1,843,960
302 Capital Projects		551,000		45,000					596,000	4,000,000	4,596,000
501 Salmon Harbor		161,235		7,175	1,812,523			2,361,529	4,342,462	463,160	4,805,622
600 Employee Benefit Trust				87,000	1,300,000	10,282,537			11,669,537	6,150,000	17,819,537
620 Fleet Management				13,801	218,679	3,371,923			3,604,403	1,000,000	4,604,403
	<u>3,127,695</u>	<u>35,868,387</u>	<u>8,100,000</u>	<u>2,114,135</u>	<u>15,674,187</u>	<u>13,654,460</u>	<u>10,527,093</u>	<u>4,723,058</u>	<u>93,789,015</u>	<u>173,316,047</u>	<u>267,105,062</u>

Less:

Interfund Activity

(28,904,611)

Current Year Revenues for Graph

64,884,404

Douglas County, Oregon
SUMMARY OF REQUIREMENTS - ALL FUNDS
 FY 2012-13 Budget

Fund	Personnel Services	Materials and Services	Capital Outlay	Other*	Contingency	Interfund Activity		Total Expenditures	Ending Fund Balance	Total Requirements
						Transfers	Loans			
100 General Fund	17,095,706	6,308,713	97,500		2,000,000	1,897,972		27,399,891	53,938,550	81,338,441
220 Public Safety	15,822,969	3,972,586	546,110			18,000		20,359,665	355,755	20,715,420
207 Health & Soc Services	13,709,599	7,301,251	143,375			697,723		21,851,948		21,851,948
201 Public Works	5,253,750	5,933,312	5,742,314		300,000	5,519,459		22,748,835	64,761,682	87,510,517
205 County Fair Board	808,097	1,074,185						1,882,282		1,882,282
208 County Forest Mgm't	382,679	235,700	1,000,000		10,000	42,500	2,361,529	4,032,408	2,709,891	6,742,299
206 County Schools		483,924						483,924		483,924
202 Dog Control	85,477	322,065						407,542		407,542
214 Drug Abuse Prevention		111,500				140,000		251,500		251,500
212 Industrial Develop		280,000	943,000	269,003				1,492,003	1,976,218	3,468,221
203 Law Library	45,671	59,690	10,000					115,361	9,689	125,050
204 Liquor Law Enforce						47,000		47,000		47,000
213 Salmon Habitat Imp		50,200						50,200		50,200
216 Title III		4,393,955	100,000			2,126,439		6,620,394	1,940,802	8,561,196
215 Water Resource Dev	461,788	438,580			100,000	38,000		1,038,368	805,592	1,843,960
302 Capital Projects	10,000	145,000	4,441,000					4,596,000		4,596,000
501 Salmon Harbor	800,006	1,409,887	234,200				2,361,529	4,805,622		4,805,622
600 Employee Benefit Trust	46,480	12,840,000						12,886,480	4,933,057	17,819,537
620 Fleet Management	844,306	2,277,110	402,500		200,000			3,723,916	880,487	4,604,403
	<u>55,366,528</u>	<u>47,637,658</u>	<u>13,659,999</u>	<u>269,003</u>	<u>2,610,000</u>	<u>10,527,093</u>	<u>4,723,058</u>	<u>134,793,339</u>	<u>132,311,723</u>	<u>267,105,062</u>

Less:

Interfund Activity

(28,904,611)

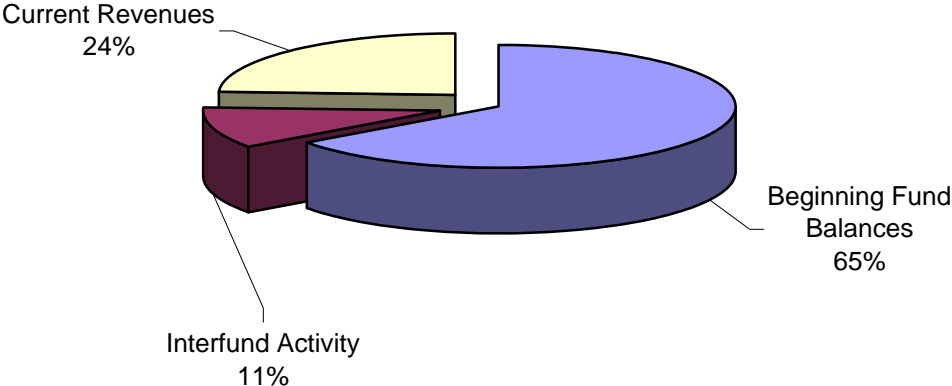
Current Expenditures for Graph

105,888,728

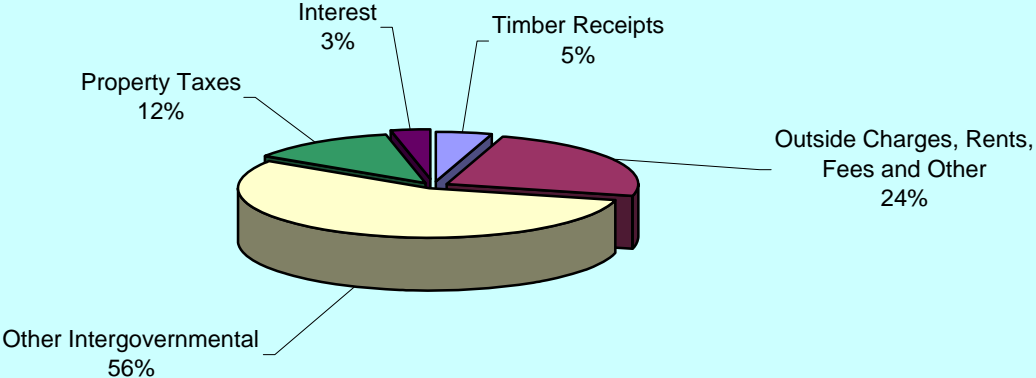
* Other Requirements are Debt Service and Additions to Notes Receivable.

BUDGETED RESOURCES - ALL FUNDS
FY 2012-13

TOTAL BUDGETED RESOURCES \$267,105,062

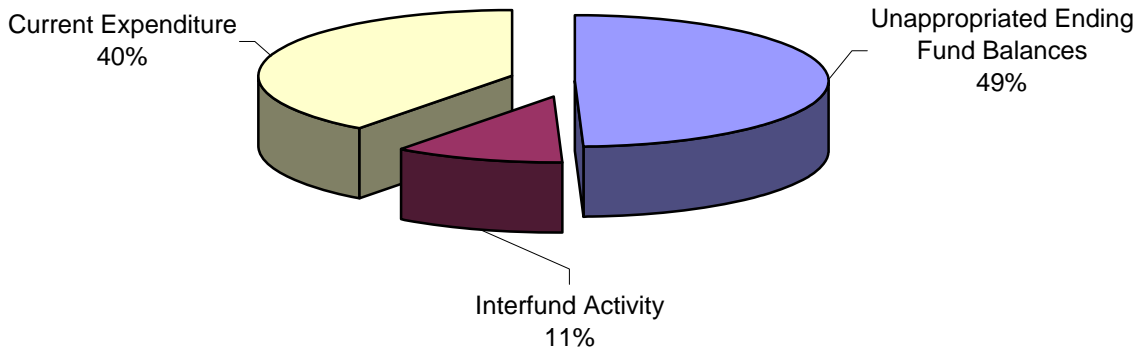


CURRENT REVENUES - \$64,884,404

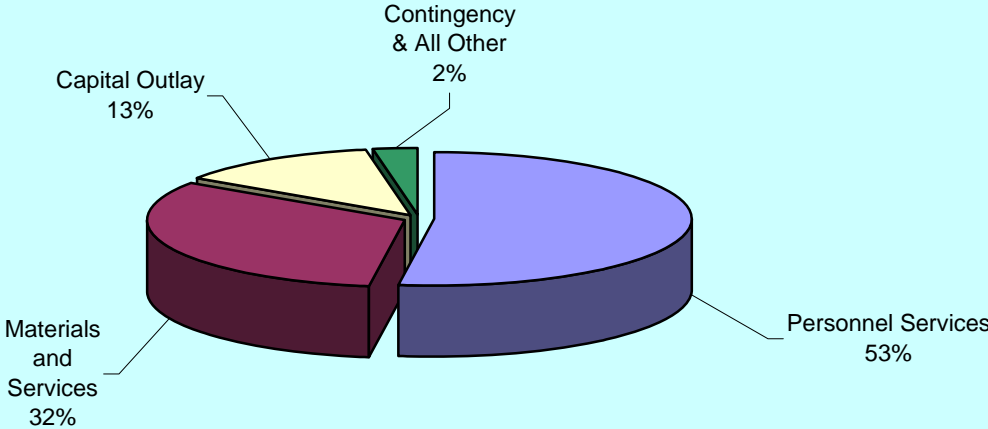


BUDGETED REQUIREMENTS - ALL FUNDS
FY 2012-13

TOTAL BUDGETED REQUIREMENTS \$267,105,062



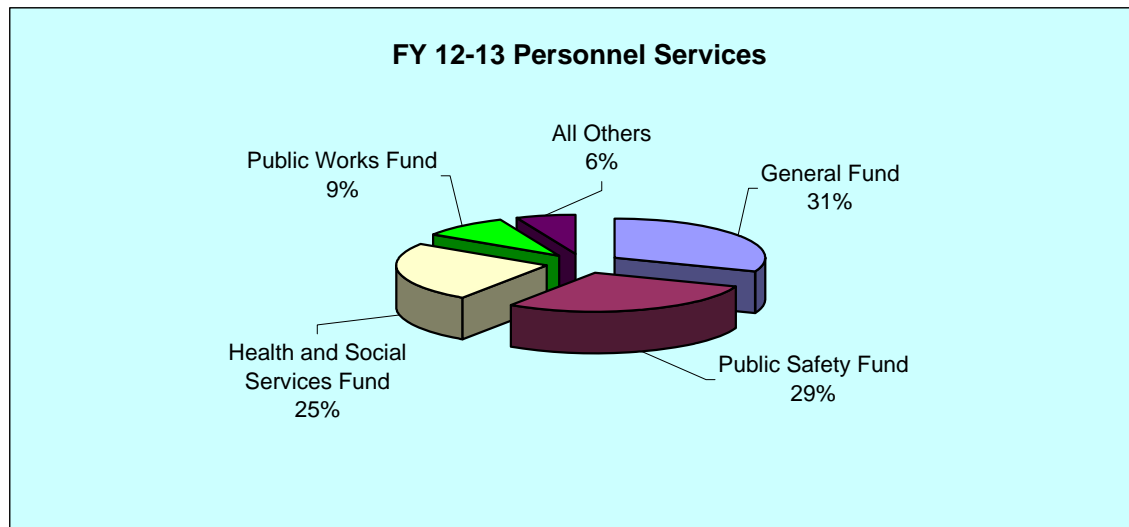
CURRENT EXPENDITURE - \$105,888,728



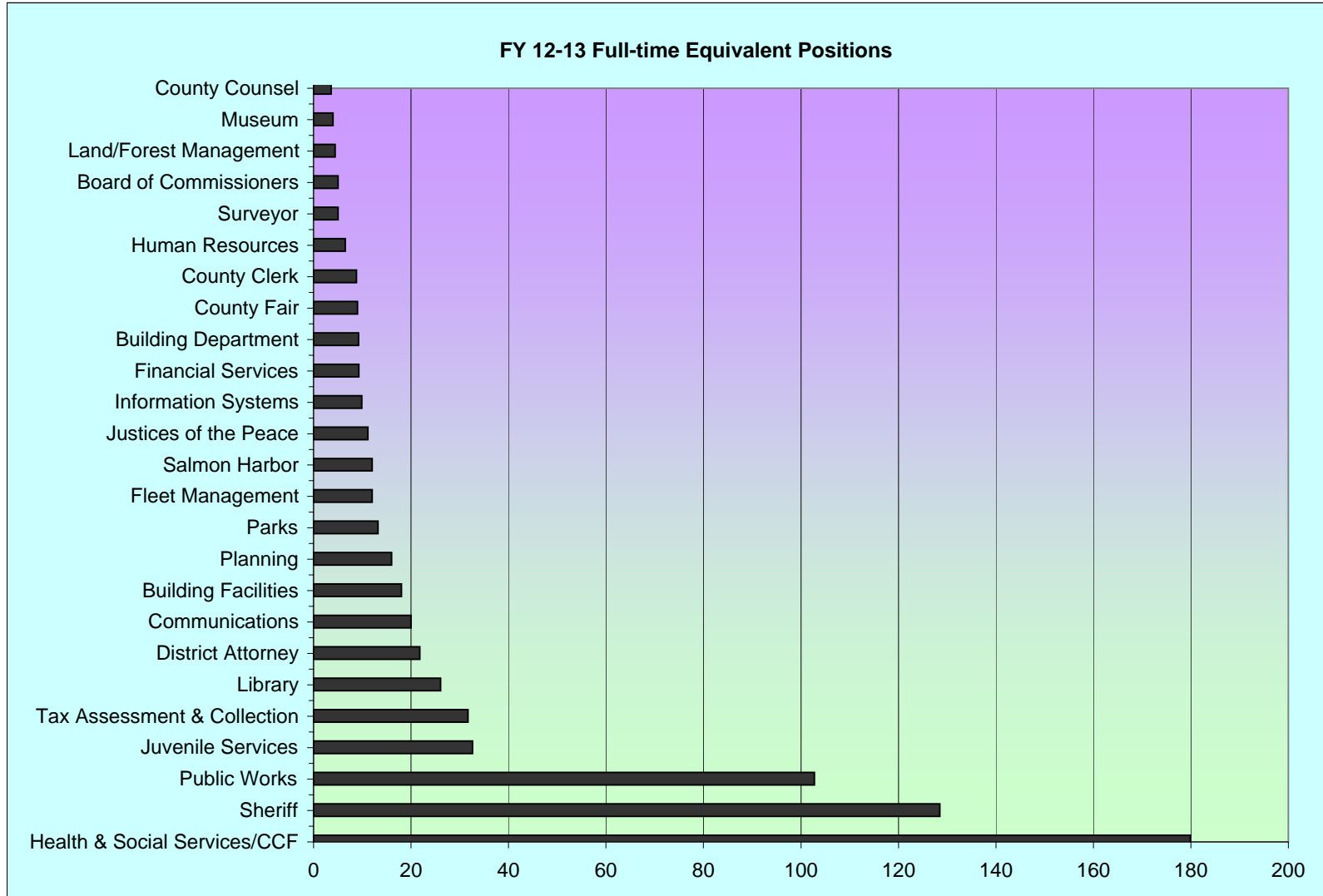
Douglas County, Oregon
PERSONNEL SERVICES
FY 2012-13

Fund Name	Revised Budget	Adopted Budget	Change	
	FY 11-12	FY 12-13	Amount	Percent
General Fund	\$17,692,578	\$17,095,706	(\$596,872)	-3.37%
Public Safety Fund	16,283,140	15,822,969	(460,171)	-2.83%
Health and Social Services Fund	13,600,906	13,709,599	108,693	0.80%
Public Works Fund	5,443,442	5,253,750	(189,692)	-3.48%
County Fair Board Fund	914,596	808,097	(106,499)	-11.64%
County Forest Management Fund	470,194	382,679	(87,515)	-18.61%
Dog Control Fund	87,259	85,477	(1,782)	-2.04%
Law Library Fund		45,671	45,671	100.00%
Water Resource Development Fund	454,248	461,788	7,540	1.66%
Capital Projects Fund	50,000	10,000	(40,000)	100.00%
Salmon Harbor Fund	787,881	800,006	12,125	1.54%
Employee Benefit Trust Fund	43,639	46,480	2,841	6.51%
Fleet Management Fund	842,268	844,306	2,038	0.24%
TOTAL - ALL FUNDS	\$56,670,151	\$55,366,528	(\$1,303,623)	-2.30%

Full-time Equivalent Positions			
Revised Budget	Adopted Budget	Change	
		FY 11-12	FY 12-13
255.60	244.56	(11.04)	-4.32%
167.50	161.69	(5.81)	-3.47%
177.40	177.90	0.50	0.28%
78.50	70.75	(7.75)	-9.87%
11.00	9.00	(2.00)	-18.18%
6.00	4.40	(1.60)	-26.67%
1.00	1.00	0.00	0.00%
	0.60	0.60	100.00%
6.00	6.00	0.00	0.00%
12.00	12.00	0.00	0.00%
0.60	0.50	(0.10)	-16.67%
12.00	12.00	0.00	0.00%
727.60	700.40	(27.20)	-3.74%



Douglas County, Oregon
 FULL-TIME EQUIVALENT POSITIONS
 FY 2012-13 Budget



	Actual						Budget	
	05-06	06-07	07-08	08-09	09-10	10-11	11-12	12-13
Budgeted Full-time Equivalent Positions	878.21	896.93	865.53	806.71	762.41	753.24	727.60	700.40